

REDUCED PRESSURE PRINCIPLE

OUIC APPROVED DEVICES

| MAKE | MODEL | SIZES | STANDARD |
|----------|--------------------------|-----------------|----------|
| AMES | 4000 & 5000 RPDA | 4" THRU 10" | ASSE |
| HERSEY | 60M | 3" THRU 10" | USC |
| CLAVAL | RP/CDHS-14 & RP1/CDHS-20 | 2" THRU 10" | USC |
| | RP2/CDHS-20 | 3" THRU 14" | USC |
| FEBCO | 825Y | 1/2" THRU 2" | USC |
| | 825 | 1 1/2" THRU 10" | USC |
| BUCKNER | 2400X | 1/2" THRU 2" | ASSE |
| CONBRACO | 40-200 | 1/2" THRU 2" | ASSE |
| NEPTUNE | 575 | 1/2" THRU 3" | USC |
| RAINBIRD | RPA SERIES | 1/2" THRU 10" | USC |
| WATTS | 909 QT | 1/2" THRU 2" | USC |
| | 009 QT | 1/2" THRU 10" | USC |
| WILKINS | 575 | 1/2" THRU 10" | USC |
| | 975 | 1/2" THRU 10" | USC |
| | 375 | 1/2" THRU 10" | ASSE |

THE LISTED BACKFLOW PREVENTION DEVICES ARE RECOGNIZED BY ORLANDO UTILITIES COMMISSION AS ACCEPTABLE AND IN COMPLIANCE WITH THE STANDARDS SET FORTH BY ONE OR MORE OF THE FOLLOWING APPROVING AGENCIES:

- AWWA AMERICAN WATER WORKS ASSOCIATION
- ASSE AMERICAN SOCIETY OF SANITARY ENGINEERS #1001-70, #1011-70, #1013-71, #1015-72 & #1020-74
- USC UNIVERSITY OF SOUTHERN CALIFORNIA, FOUNDATION FOR CROSS CONNECTION CONTROL & HYDRAULIC RESEARCH
- SBCC SOUTHERN BUILDING CODE CONGRESS (STANDARD PLUMBING CODE)

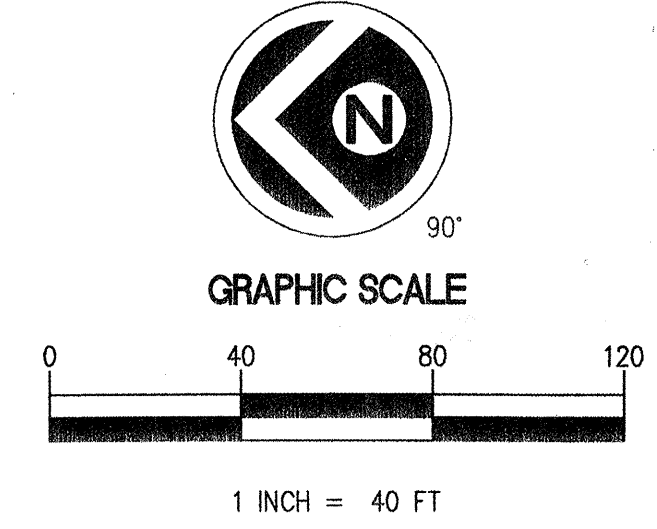
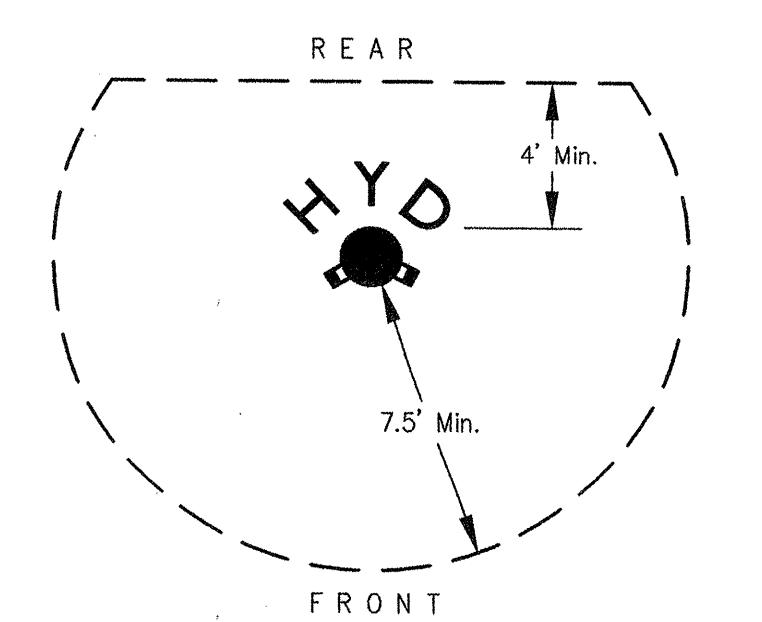
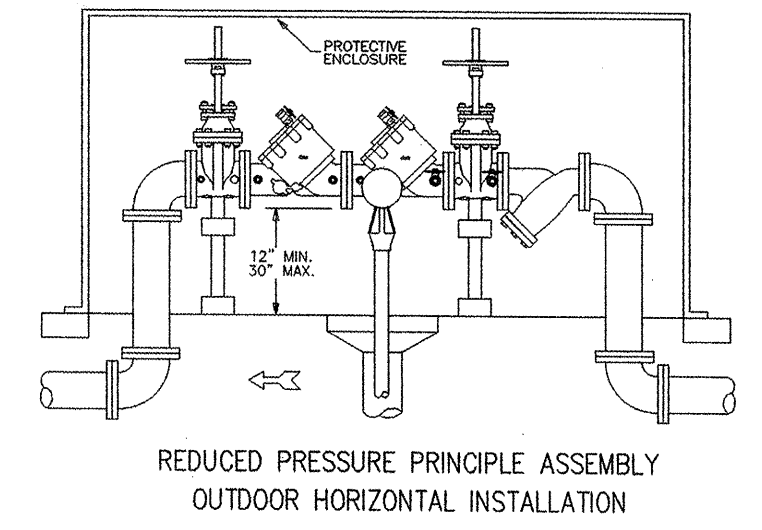
*INDICATES MOST OF THE DEVICES AVAILABLE THAT MEET THE STANDARDS, SPECIFICATIONS AND REQUIREMENTS OF APPROVING AGENCIES RECOGNIZED BY OUC.

INSTALLATION INSTRUCTIONS

ALL BACKFLOW PREVENTION DEVICES WILL BE INSTALLED IN ACCORDANCE WITH THE MANUFACTURER'S INSTALLATION INSTRUCTIONS AND THE FOLLOWING ORLANDO UTILITIES COMMISSION.

- PIPE SHOULD BE THOROUGHLY FLUSHED TO REMOVE FOREIGN MATERIAL AND DEBRIS BEFORE INSTALLING THE DEVICE.
- IF NOT ALREADY PROVIDED, SHUT-OFF VALVES SHOULD BE INSTALLED AT EACH END OF THE DEVICE FOR TESTING & SERVICING PURPOSES.
- THE DEVICE SHOULD BE PLACED IN THE HORIZONTAL POSITION UNLESS OTHERWISE SPECIFIED BY MANUFACTURER'S INSTRUCTIONS.
- THE DEVICE SHOULD ALWAYS BE INSTALLED IN AN ACCESSIBLE LOCATION TO FACILITATE TESTING & SERVICING.
- THE DEVICE SHOULD ALWAYS BE INSTALLED A MINIMUM OF 12 INCHES PLUS THE NOMINAL SIZE OF THE DEVICE ABOVE GROUND OR MAXIMUM FLOOD LEVEL WHICHEVER IS HIGHEST, IN ORDER TO PREVENT ANY PART OF THE DEVICE FROM BECOMING SUBMERGED.
- DEVICES INSTALLED IN MODIFIED PITS SHOULD HAVE AT LEAST 2 FEET OF CLEARANCE ON EACH SIDE OF THE DEVICE TO FACILITATE TESTING & SERVICING ADEQUATE DRAINAGE SHOULD BE PROVIDED.
- THE RELIEF VALVE SHOULD NEVER BE PLUGGED OR SOLIDLY PIPED INTO THE DRAINAGE DITCH, SEWER OR PUMP. THE RELIEF VALVE DISCHARGE PIPE SHOULD BE TERMINATED A MINIMUM OF 12 IN. ABOVE GROUND OR MAXIMUM FLOOD LEVEL & LOCATED SO THAT IT IS CLEARLY VISIBLE & ACCESSIBLE.
- THE DEVICE SHOULD BE ADEQUATELY SUPPORTED TO PREVENT THE ASSEMBLY FROM SAGGING.
- THE DEVICE SHOULD BE APPROVED BY OR MEET THE STANDARDS LISTED BELOW:

ASSE STANDARD #1013
AWWA STANDARD #506-69
UNIVERSITY OF SOUTHERN CALIFORNIA FOUNDATION FOR CROSS CONNECTION CONTROL & HYDRAULIC RESEARCH
SOUTHERN STANDARD PLUMBING CODE



8969 PROPOSED MINI-GOLF (RECREATIONAL) ~46,123 S.F.

PLAN NOTES

- UTILITY RELOCATIONS WILL BE PERFORMED BY UTILITY OWNER AT PROPERTY OWNER'S EXPENSE.
- THE UNDERDRAIN LOCATIONS IS SHOWN FOR CLARITY. THE EXACT EXACT LOCATION TO BE DETERMINED IN THE FIELD BY THE GEOTECHNICAL ENGINEER.
- BOLLARDS/TRAFFIC BARRIERS SHALL BE INSTALLED IN ACCORDANCE TO PROGRESS ENERGY COMPANY'S STANDARDS.

SITE DATA

| | | | | | |
|---|--|-------------|--|-----------|---|
| 1. ZONING CLASSIFICATION | C-2 - GENERAL COMMERCIAL DISTRICT (CPD - CONVENTION PLAZA DISTRICT OVERLAY ZONE) | | 6. BUILDING SETBACK REQUIREMENTS: (NOTE 3) | NONE | SITE DATA NOTES: |
| 2. PROPERTY AREA | (A) 207,400 SF | 4.76 AC | 20.0 % | (A) | 1. REQUIRED PARKING (O.C. C-2 & CPD ZONING CODE, CHAPTER 38, ARTICLE XI, SEC 38-1476) |
| | (B) 629,328 SF | 14.45 AC | 60.5 % | (B) | RESTAURANT - 1 SPACE PER 4 FIXED SEATS PLUS 1 SPACE PER 75 SF FLOOR AREA WITHOUT FIXED SEATS NO LESS THAN 4 SPACES |
| | (C) 201,308 SF | 4.62 AC | 19.4 % | (C) | MINI-GOLF COURSE - 1 SPACE PER 3 PATRONS, PLUS 1 SPACE PER EACH EMPLOYEE; |
| | TOTAL 1,038,037 SF | 23.83 AC | 100.0 % | (A) & (B) | RETAIL - 1 SPACE PER 200 SF GROSS FLOOR AREA. |
| 3. BUILDING DATA - (A) | 30,965 SF | | | (A) & (B) | 2. THE HANDICAP PARKING REQUIREMENT, ACCORDING TO THE FLORIDA ACCESSIBILITY CODE FOR BUILDING CONSTRUCTION, 10/97 EDITION, IS SEVEN (7) HANDICAP SPACES PER TWO HUNDRED & ONE (201) TO THREE HUNDRED (300) SPACES PROVIDED AND EIGHT (8) HANDICAP SPACES PER THREE HUNDRED & ONE (301) TO FOUR HUNDRED (400) PARKING SPACES PROVIDED. |
| | (B) | 17,969 SF | | (C) | 3. NO MINIMUM FRONT, SIDE AND REAR YARD SETBACK PER ORANGE COUNTY ZONING CODE, CHAPTER 38, ARTICLE VII, DIVISION 4.5, SECTION 38-865. |
| 4. PROPOSED FLOOR AREA RATIO (SEE NOTE 4) | (A) - (30,965SF/207,400SF) | 0.15 F.A.R. | | (A) & (B) | 4. THE MAXIMUM FLOOR-AREA-RATIO (C-2 ZONING) IS 3.00 PER ORANGE COUNTY ZONING CODE, CHAPTER 38, ARTICLE VII, DIVISION 4, SECTION 38-855. |
| | (B) - (17,969SF/201,308SF) | 0.09 F.A.R. | | (C) | |
| 5. PARKING SPACE DATA: (SEE NOTE 1 & 2) | (A) | (B) | | (A) & (B) | |
| REQUIRED PARKING SPACES - RETAIL | 108 | 27 | | (C) | |
| RESTAURANTS | (72+4) 76 | (112+7) 119 | | (A) & (B) | |
| MINI-GOLF | | (48+4) 52 | | (C) | |
| TOTAL | 184 | 198 | | (A) & (B) | |
| PROVIDED PARKING SPACES | 311 | 226 | | (C) | |
| REQUIRED & PROVIDED HANDICAP SPACES | 8 | 7 | | (A) & (B) | |

PLAZA CONVENTION

SITE PLAN

DESIGNED BY: YES
DRAWN BY: YES
CHECKED BY: MSP
APPROVED BY: MSP
PRJL No. I-009
DATE: APR 02

ORLANDO ORANGE COUNTY ST/25 1 23/24S R 28E
1-V-17-E-AM-110019-CONSTR-11009-SP-dwn 04/09/2003 10:59:44 AM FTT

NOT FOR CONSTRUCTION UNLESS SIGNED AND SEALED

APP'D BY: MSP
MSP
KTR
KTR
KTR
KTR
KTR

DESCRIPTION: REVISE PER ORLANDO PLAZA PARTNERS (05/09/02)
REVISE PER ORANGE CO. COMMENTS (05/09/02)
REVISE TO ACCOMMODATE REVISION & FPC MEETING (10/10/02)
REVISE TO ACCOMMODATE RE-ROUTED SANITARY SYSTEM (10/10/02)
REVISE TO ACCOMMODATE AREA DRAIN PER LSCP PLANS (10/15/02)
REVISE NEAR OF WALKGREN PER LSCP/HSOP PLANS (10/17/02)
ADD FH & SHOW EXIST. FH AND SOUTH RETAIL SIGN LOCATION (04/05/03)
ADD BOLLARDS/TRAFFIC BARRIER AROUND TRANSFORMER

PEC PROFESSIONAL ENGINEERING CONSULTANTS, INC.
engineers planners surveyors
Board of Professional Engineers Certificate No. 3556
Suite 1550, Eola Park Centre 200 East Robinson Street
Tel (407) 422-8062 Orlando, Florida 32801
pec@peconline.com

C-5

SHEET 5